



2013

Entryguard[®]
DOORS



DOORLITES

www.entryguarddoors.com



YOUR HOME

Homes come in every shape, size and design. So, whether your home is old or new, big or small, Contemporary or Colonial, finding a glass style that compliments what you have is important.

Our designers understand this. They have created designs that are simple to intricate, clear to obscure. This is where solid metals, textured and beveled glass come together to create true works of art. Everyone is different and so are our designs.

Let Trimlite help you create a front entrance that will be the focal point of your home and a true reflection of your taste and style. So now, it's your time to choose.



TABLE OF CONTENTS

	Adelaide	Patina	14 - 15	Pinehurst	Forged Iron	36
	Artisan	Patina	20 - 21	Riverton	V-Groove	40
	Canterbury	Patina	25	Royston	Patina	28
NEW	Danbury	Patina	18 - 19	Savannah	Patina and Zinc	29
	Everton	Patina and Zinc	34 - 35	Star	Brass and Zinc	41
	Harlow	Patina	22 - 23	Waterton	Patina	32 - 33
NEW	Hollister	Patina	10 - 11	West Coast	Brass and Zinc	42
	Lancaster	Patina and Zinc	24			
	Laredo	Forged Iron	37	Internal Blinds	Raise, Lower and Tilt	44 - 45
	Lexington	Patina and Zinc	26 - 27	Internal Grids		49
	Madison	Castlite Glass	43	One Lites		48
NEW	Modena	Patina and Zinc	8 - 9	Venting		46 - 47
	Monte Carlo	Zinc	39	Privacy Guide		4 - 5
	Niagara	Brass, Patina and Zinc	38	Specifications		6 - 7
NEW	Nouveau Rose	Patina	12 - 13			

PRIVACY GUIDE

Trimlite offers an extensive line of designs to choose from and the degree of openness or obscurity varies considerably. To help your decision making process we have photographed each design under controlled circumstances so that you can see the difference. With each picture, we have included a number which represents the 'Privacy Level' for that particular design. This number will be referenced on the individual product page as well. Note: this 'guide' is subjective. It should only be used when comparing Trimlite designs.

B : BRASS P : PATINA Z : ZINC FI : FORGED IRON



Clear glass

0



Adelaide P14 | P

8



Artisan P20 | P

7



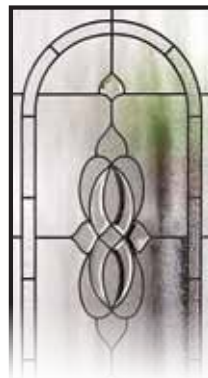
Canterbury P25 | P

8



Danbury P18 | P

7



Everton 34 | P.Z

7



Harlow P22 | P

8



Hollister P10 | P

7



Lancaster P24 | P.Z

5



Laredo P37 | FI

9



Lexington P26 | P.Z

5



Madison P43

8


Clear



Lexington



Artisan



Laredo



PRIVACY

1

2

3

4

5

6

7

8

9

10

COMPLETELY CLEAR

Objects can be clearly seen through the glass from the opposite side.

DIFFUSED/DISTORTED

Objects are distorted, but can still be detected from the opposite side.

COMPLETELY OPAQUE

Only light will travel through from the opposite side.



Modena P8 | P.Z

7



Monte Carlo P39 | Z

7



Niagara P38 | B.P.Z

7



Nouveau Rose P12 | P

7



Pinehurst P36 | FI

9



Riverton Clear P40

1



Riverton Obscure P40

8



Royston P28 | P

8



Savannah P29 | P.Z

7



Star P41 | B.Z

4



Waterton P32 | P

5



West Coast P42 | B.Z

6

SPECIFICATIONS

CONSTRUCTION

Handcrafted, our decorative glass panels stay true to their stained glass roots.

Using solid metals, where all of the joints are soldered by hand, ensures the panels will be strong enough to withstand daily use.

Our selection of premium art glass and bevels, which makes our designs come to life, are hand cut and fitted. It should be noted that the bubbles, lines, slight surface imperfections or discolourations are characteristics of all hand crafted glass. They are not considered defects.

Once assembled, the panel under goes a thorough cleaning and inspection process. This attention to detail is our assurance of quality to you.

CAMING OPTIONS

Hand soldered metals in 3 finishes.
See individual product pages for availability.



Brass Caming
Subtle gloss finish that defines luxury and style.



Patina Caming
Black satin finish offers a rustic or antique look to your home.



Zinc Caming
Brushed chrome appearance brings a contemporary look to your entrance.

Please Note: Due to ongoing product development Trimlite reserves the right to make changes in design, materials and specifications without notice. Please contact your dealer for more information.

INSULATING SYSTEM

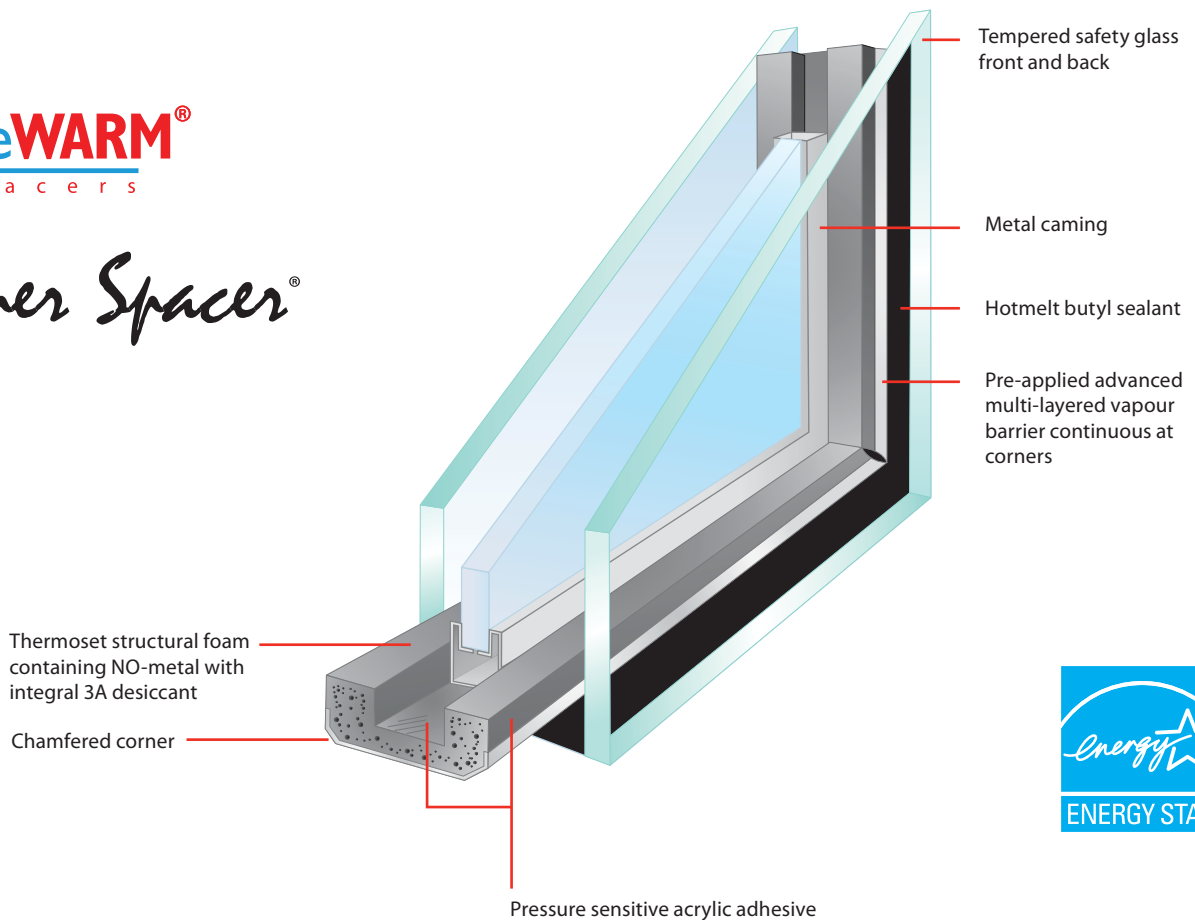
All Trimlite Decorative Doorlites are made with Super Spacer® Cushion Edge™, a flexible, U-shaped, silicone foam tape product used to wrap around and cushion our center decorative panel. Featuring a vapor barrier backing, the product used in combination with hot melt butyl, provides a superior Warm-Edge seal.

PERFORMANCE FEATURES

- Warm-Edge Benefits: Superior silicone foam insulation, low thermal conductivity
- Silicone Foam Features: Excellent UV resistance and extreme temperature performance
- Dual-Seal Performance: Chamfered corners for increased sealant depth
- Tempered Safety Glass for your piece of mind

TrueWARM®
s p a c e r s

Super Spacer®



All Trimlite Doorlites are certified by the Insulating Glass Certification Council (IGCC).

All Trimlite products are energy tested. Consult your dealer for specific energy ratings.

Warranties: Our products are covered by separate limited warranties. Please contact your dealer for more information.

SuperSpacer®, TrueWarm® and Cushion Edge™ are all registered trademarks of Edgetech I.G. Inc.




Modena	0836	2236	0848	2248	0764	2264	0880	2280	2214	2515
Patina	■	■	■	■	■	■	■	■	■	■
Zinc	□	□	□	□	□	□	□	□	□	□

NOTE: Transom available. Please refer to page 50 for more information



2236 / 2236 Zinc



2264 / 2264 Patina



2515* / O764 Patina

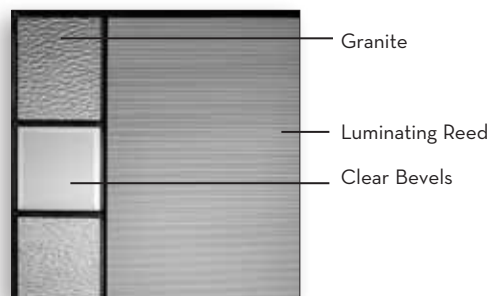


O848 / 2248 / O848 with Transom Zinc



O880 / 2280 / O880 (8ft entry) Patina

* Shown in the Plastpro Craftsman 6 panel fiberglass door. Only available in 2/10 & 3/0 x 6/8. Not available in steel. Optional matching Dentil Shelf available.



Shown in Patina



Mainlites and Sidelites are reversible. Simply rotate the insert to create the look that works for you.


PRIVACY 7

● Privacy Guide. See pages 4 and 5.



Hollister	0836	2236	0848	2248	0764	2264	2214	2515
Patina	■	■	■	■	■	■	■	■

NOTE: Transom available. Please refer to page 50 for more information



O764 / 2264 / O764



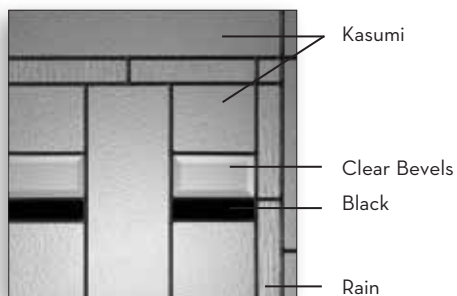
O764 / 2515* / O764



O836 / 2236 / O836



O848 / 2248 / O848 with Transom



Patina

Kasumi

Clear Bevels

Black

Rain



Sidelites are reversible. Simply rotate the insert to create the look that works for you.

* Shown in the Plastpro Craftsman 6 panel fiberglass door. Only available in 2/10 & 3/0 x 6/8. Not available in steel. Optional matching Dental Shelf available.

PRIVACY



● Privacy Guide. See pages 4 and 5.

Nouveau Rose



O764 / 2248 / O764



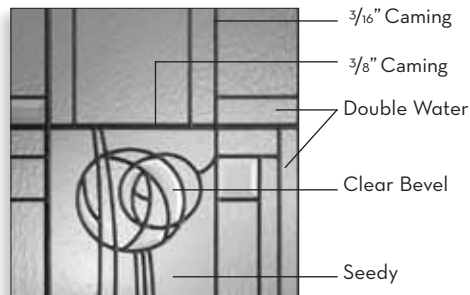
O836 / 2236 / O836



O764 / 2515* / O764



O848 / 2248 / O848 with Transom



Patina

* Shown in the Plastpro Craftsman 6 panel fiberglass door. Only available in 2/10 & 3/0 x 6/8. Not available in steel. Optional matching Dentil Shelf available.

PRIVACY 7

● Privacy Guide. See pages 4 and 5.



Nouveau Rose	0836	2236	0848	2248	0764	2214	2515
Patina	■	■	■	■	■	■	■

NOTE: Transom available. Please refer to page 50 for more information



Adelaide	0836	2236	0848	2248	0764	2264	2214	2515
Patina	■	■	■	■	■	■	■	■

NOTE: Transom available. Please refer to page 50 for more information.



O836 / 2236 / O836




O764 / 2515* / O764



O764 / 2248 / O764



O764 / 2264 / O764 with Transom



Sable Bevels

Clear Bevels

3/8" Caming

Sable Bevel

Patina

PRIVACY 8

● Privacy Guide. See pages 4 and 5.

◀ 2248


* Shown in the Plastpro Craftsman 6 panel fiberglass door. Only available in 2/10 & 3/0 x 6/8. Not available in steel. Optional matching Dentil Shelf available.



Canterbury O848 / 2248 / O848



Lancaster O836 / 2236 / O836 Zinc



O848 / 2248 / O848



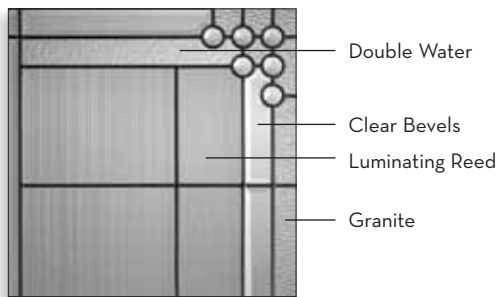
O764 / 2515* / O764



O836 / 2236 / O836



O764 / 2264 / O764 with Transom

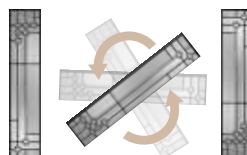


Patina

PRIVACY

7

● Privacy Guide. See pages 4 and 5.



Sidelites are reversible.
Simply rotate the insert to create
the look that works for you.



Danbury	0836	2236	0848	2248	0764	2264	2214	2515
Patina	■	■	■	■	■	■	■	■


NOTE: Transom available. Please refer to page 50 for more information.



Artisan	0836	2036	2236	0848	2248	0764	2064	2264	0880	2280	2214	2515
---------	------	------	------	------	------	------	------	------	------	------	------	------

Patina	■	■	■	■	■	■	■	■	■	■	■	■
--------	---	---	---	---	---	---	---	---	---	---	---	---

NOTE: Transom available. Please refer to page 50 for more information.



0764 / 2264



0836 / 2236 / 0836



2515* / 0764



0848 / 2248 / 0848 with Transom

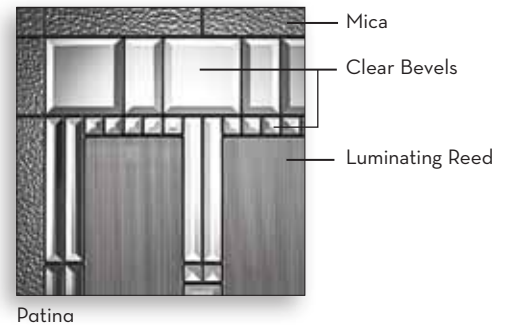


0880 / 2280 / 0880 (8ft entry)

PRIVACY 7

● Privacy Guide. See pages 4 and 5.

* Shown in the Plastpro Craftsman 6 panel fiberglass door. Only available in 2/10 & 3/0 x 6/8. Not available in steel. Optional matching Dentil Shelf available.





O836 / 2236 / O836



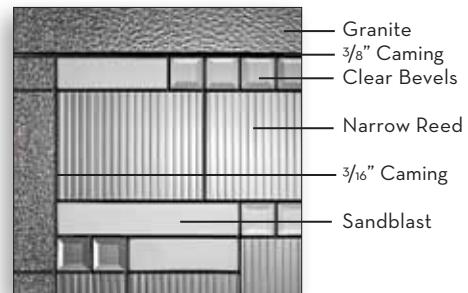
O764 / 2515* / O764



O764 / 2264 / O764 with Transom



2248 / 2248



Patina

● Privacy Guide. See pages 4 and 5.

* Shown in the Plastpro Craftsman 6 panel fiberglass door. Only available in 2/10 & 3/0 x 6/8. Not available in steel. Optional matching Dentil Shelf available.





Harlow	0836	2236	0848	2248	0764	2264	2214	2515
Patina	■	■	■	■	■	■	■	■

NOTE: Transom available. Please refer to page 50 for more information.

Lancaster



0764 / 2264 / 0764 Zinc



0836 / 2236 / 0836 Zinc



0848 / 2248 / 0848 Patina

Lancaster	0836	2036	2236	0848	2248	0764	2264
Patina	■	■	■	■	■	■	■
Zinc	□	□	□	□	□	□	□

NOTE: Transom available. Please refer to page 50 for more information.

2248 / 2248 with Transom Patina ▲



- Grey Swirl
- Clear Swirl
- Clear Bevels

● Privacy Guide. See pages 4 and 5.

PRIVACY 5

Shown in Zinc



O848 / 2248 / O848



O836 / 2236 / O836



O764 / 1842OV / O764




Canterbury	0836	2236	0848	2248	0764	2264	1842OV
Patina	■	■	■	■	■	■	■

NOTE: Transom available. Please refer to page 50 for more information.

▲ O764 / 2264 / O764 with Transom

● Privacy Guide. See pages 4 and 5.

PRIVACY 8



Clear Ripple

Mica

Lava Bevels

Patina



2248 / 2248 Patina ▲

Lexington	0836	2236	0848	2248	0764	2264	2208	2214	2515
Patina	■	■	■	■	■	■	■	■	■
Zinc	□	□	□	□	□	□	□	□	□

NOTE: Transom available. Please refer to page 50 for more information



2264 Patina



O848 / 2248 / O848 Zinc




2208 Patina



O836 / 2236 / O836 Zinc



O764 / 2515* / O764 with Transom Patina



Clear Bevels

Grey Ripple

Drawn

Clear Ripple

Shown in Zinc

● Privacy Guide. See pages 4 and 5.

* Shown in the Plastpro Craftsman 6 panel fiberglass door. Only available in 2/10 & 3/0 x 6/8. Not available in steel. Optional matching Dentil Shelf available.

PRIVACY

5



O764 / 2264 / O764 with Transom



O764 / 2515*



2208



O836 / 2236



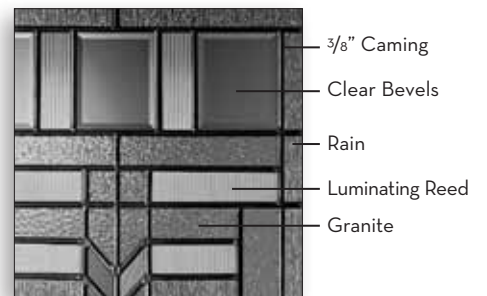
O848 / 2248 / O848

● Privacy Guide. See pages 4 and 5.

* Shown in the Plastpro Craftsman 6 panel fiberglass door. Only available in 2/10 & 3/0 x 6/8. Not available in steel. Optional matching Dentil Shelf available.

Royston	0836	2236	0848	2248	0764	2264	2208	2214	2515
Patina	■	■	■	■	■	■	■	■	■

NOTE: Transom available. Please refer to page 50 for more information.



Patina



2248 / 2248 Patina



0836 / 2208 Zinc



2264 Patina



2236 / 0836 Zinc




0764 / 2515* / 0764 Patina



0848 / 2248 / 0848
with Transom Zinc

Savannah	0836	2236	0848	2248	0764	2264	2208	2214	2515
Patina	■	■	■	■	■	■	■	■	■
Zinc	□	□	□	□	□	□	□	□	□

NOTE: Transom available. Please refer to page 50 for more information.



Clear Swirl
Bubble
Clear Bevels

Shown in Zinc

● Privacy Guide. See pages 4 and 5.

* Shown in the Plastpro Craftsman 6 panel fiberglass door. Only available in 2/10 & 3/0 x 6/8. Not available in steel. Optional matching Dentil Shelf available.

PRIVACY 7



Artisan O764 / 2264 / O764



Everton O764 / 842RD / O764 Patina ▲

▼ Adelaide 2264 / 2264




Waterton 2264





Waterton	0836	2236	0848	2248	0764	2264	0880	2280	2208	2214	2515
Patina	■	■	■	■	■	■	■	■	■	■	■

NOTE: Transom available. Please refer to page 50 for more information.



0764 / 2264



0836 / 2236 / 0836



2208 / 0764



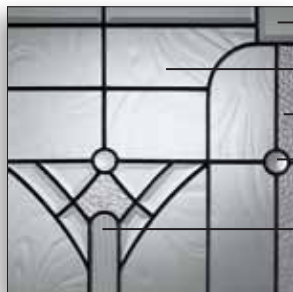
0848 / 2248 / 0848



2515*



0880 / 2280 / 0880 (8ft entry)



Patina

- Clear Bevels
- Clear Swirl
- Mica
- Jewels
- Luminating Reed

● Privacy Guide. See pages 4 and 5.

* Shown in the Plastpro Craftsman 6 panel fiberglass door. Only available in 2/10 & 3/0 x 6/8. Not available in steel. Optional matching Dentil Shelf available.

PRIVACY 5

◀ 0764 / 2248 / 0764 with Transom



Everton	0836	2236	0848	2248	0764	2264	2208	842RD	1842OV
Patina	■	■	■	■	■	■	■	■	■
Zinc	□	□	□	□	□	□	□	□	□

NOTE: Transom available. Please refer to page 50 for more information.



O842RD Patina



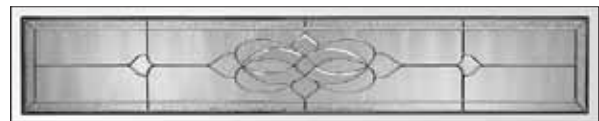
O848 / 2248 / O848 Zinc




2208 Patina



O836 / 2236 / O836 Patina



O764 / 2264 / O764 with Transom Zinc



Shown in Patina

- Granite
- Sable
- Clear Bevels

PRIVACY 7

● Privacy Guide. See pages 4 and 5.

Pinehurst



◀ 0764 / 2264 / 0764




0764 / 2064 / 0764 with Transom



0848 / 2248 / 0848

Pinehurst	0848	2248	2248	0764	2064	2264
Forged Iron	■	■	■	■	■	■

NOTE: Transom available. Please refer to page 50 for more information.



Castlite

3/8" Square Bar

PRIVACY



● Privacy Guide. See pages 4 and 5.

Forged Iron

O764 / 2264 / O764 with Transom ▶



O836 / 2236 / O836




O848 / 2248 / O848



Laredo	0836	2236	0848	2248	0764	2264
Forged Iron	■	■	■	■	■	■

NOTE: Transom available. Please refer to page 50 for more information.



Forged Iron

PRIVACY 9

● Privacy Guide. See pages 4 and 5.



O848 / 2248 / O848 Zinc



O836 / 2236 Brass



221OSB Patina



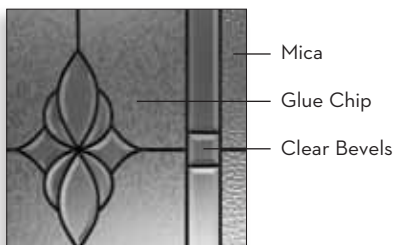
O842RD Brass



O718 Zinc



O764 / 1842OV / O764 with Transom Zinc



Mica

Glue Chip

Clear Bevels

Shown in Patina

Niagara	0718	0836	2036	2236	0848	2248	0764	1842OV	0842RD	221OSB
Brass	■	■	■	■	■	■	■	■	■	■
Patina	■	■	■	■	■	■	■	■	■	■
Zinc	□	□	□	□	□	□	□	□	□	□

NOTE: Transom available. Please refer to page 50 for more information

PRIVACY 7

● Privacy Guide. See pages 4 and 5.



O764 / 20570V / O764



O836 / 2236 / O836 with Transom



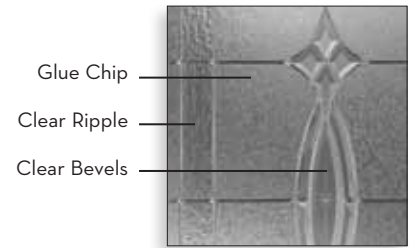
O764 / 18420V / O764



O848 / 2248 / O848

Monte Carlo	0836	2036	2236	0848	2248	0764	18420V	20570V
Zinc	<input type="checkbox"/>	<input type="checkbox"/>	<input type="checkbox"/>	<input type="checkbox"/>	<input type="checkbox"/>	<input type="checkbox"/>	<input type="checkbox"/>	<input type="checkbox"/>

NOTE: Transom available. Please refer to page 50 for more information.



Glue Chip

Clear Ripple

Clear Bevels

Zinc




● Privacy Guide. See pages 4 and 5.

O764 / 2515* / O764 ▶
Obscure

PRIVACY 8

Obscure



Obscure Etch
Clear
V-Groove
(3/8" - 9.5mm)
Clear



Clear

PRIVACY 1

Riverton doorlites also available in Low E. However some exceptions may apply. Contact your dealer for more details.

* Shown in the Plastpro Craftsman 6 panel fiberglass door. Only available in 2/10 & 3/0 x 6/8. Not available in steel. Shown with Dentil Shelf option.

● Privacy Guide. See pages 4 and 5.



O836 / 2236 / O836 Obscure



2064 or 2264 Obscure



2064 or 2264 Clear

Riverton	0836	2236	0764	2064	2264	2515
V-Groove Obscure	<input type="checkbox"/>	<input type="checkbox"/>	<input type="checkbox"/>	<input type="checkbox"/>	<input type="checkbox"/>	<input type="checkbox"/>
V-Groove Clear				<input type="checkbox"/>	<input type="checkbox"/>	

NOTE: Transom not available for this design.



O836 / 2236 / O836 with Transom Brass

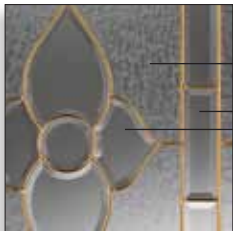


O764 / 1842OV / O764 Zinc



2248 Brass

▲ O848 / 2248 Zinc



Glue Chip
Clear Bevels

Shown in Brass

Star	O836	2236	O848	2248	O764	1842OV
Brass	■	■	■	■	■	■
Zinc	□	□	□	□	□	□

NOTE: Transom available. Please refer to page 50 for more information.

PRIVACY 4

● Privacy Guide. See pages 4 and 5.



O764 / 2210SB / O764



0848 / 2248 / 0848



O718 Brass




2057OV Zinc



2236 / 0836 Brass

West Coast	0718	0836	2036	2236	0848	2248	0764	2057OV	2210SB
Brass	■	■		■	■	■	■	■	■
Zinc	□	□	□	□	□	□	□	□	□

NOTE: Transom available. Please refer to page 50 for more information.



Clear Bevels

Glue Chip

Shown in Brass

PRIVACY

6

● Privacy Guide. See pages 4 and 5.



◀ 2264



2236 / 0836



0848 / 2248 / 0848



0764 / 1842OV / 0764

Madison	0836	2236	0848	2248	0764	2264	1842OV
Castlite	<input type="checkbox"/>	<input type="checkbox"/>	<input type="checkbox"/>	<input type="checkbox"/>	<input type="checkbox"/>	<input type="checkbox"/>	<input type="checkbox"/>

NOTE: Transom not available for this design.



Smooth Lines

Textured Back

Note: Texture is on the outside of the unit.



● Privacy Guide. See pages 4 and 5.

Madison doorlites also available in Low E. However some exceptions may apply. Contact your dealer for more details.

Internal Blinds Between Glass



MAINLITES



2036 or 2236



2248



2064 or 2264




2080 or 2280 (8ft entry)

SIDELITES




0836



0848



0764



PRIVACY  - 

BENEFITS

- Blinds between glass require no dusting
- No exposed cords
- Sealed glass unit increases energy efficiency
- One control system provides raise/lower AND tilt options in one easy operator design
- Available in Low E & Clear Glass*


*Contact your dealer for a complete list of sizes and glass options available in your area.



VENTING

Half-Vent complete with removable screen

- Maintenance free frame
- True half venting lite allows for maximum ventilation
- One piece screen can be easily removed
- Eliminates the need for a storm door



Half vent with removable screen

Some items are special order. For a complete list of sizes, glass and grid options available in your area, contact your dealer for more information.

STANDARD GRIDS

Indicate bar preference when ordering.



5/8" x 1/4" Flat Bar White



5/8" x 5/16" Contour Bar White (Georgian Bar)



2036 or 2236 Clear 1



2236 Internal Grid 12L 1



2236 Rain 9

Close up detail: Rain 9



2248 Clear 1



2248 Internal Grid 12L 1



2064 or 2264 Clear 1



2064 or 2264 Internal Grid 18L 1

Clear and Internal Grid Doorlites



764 / 2064 or 2264 / 764 White Internal Grid

Need more performance in your doorlite... Consider

Cardinal LoE²-272 Glass

Available in the clear and white internal grid options, the insulating value of Cardinal's LoE²-272 patented coating is nearly double that of an ordinary insulated glass unit. In winter, LoE²-272 reflects heat back into the room. In summer, it rejects the sun's heat and damaging UV rays. The coating is virtually invisible to the eye yet blocks 84% of the sun's harmful ultraviolet rays. In fact, LoE²-272 is the clearest, highest performing glass you can buy.



Some items are special order. For a complete list of sizes, glass and grid options available in your area, contact your dealer for more information.

CLEAR ONE LITE



2236



0718



0836



2236



0848



2248



0764



2064



2264



2208



2214 or 2515*



2210SB



0880 (8ft)



2080 (8ft)



2280 (8ft)

Want privacy in your doorlite... Consider these obscure glass options



Delta Frost



Glue Chip



Narrow Reed



Pinhead (P516)



Rain



Satin Etch



*2515 door panel layout is different. Contact your dealer for more information.

TRADITIONAL



2236 9L



O836 3L



2236 9L



O848 4L



2248 12L



O764 5L



2064 15L



2264 15L



2214 or 2515* 3L



2214 or 2515* 6L



221OSB 4L

*2515 door panel layout is different.
Contact your dealer for more information.

PRAIRIE



2236 9L



O836 6L



2236 9L



O848 6L



2248 9L



O764 6L



2064 9L



2264 9L

STANDARD GRIDS

Indicate bar preference when ordering.



5/8" x 1/4"
Flat Bar White



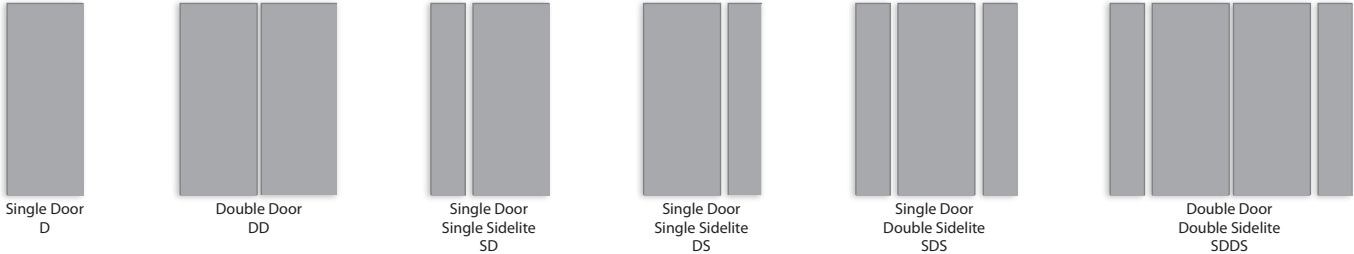
5/8" x 5/16"
Contour Bar White
(Georgian Bar)

SPECIAL ORDER GRIDS

Additional grid options available in various colours, sizes and patterns, contact your dealer for more information

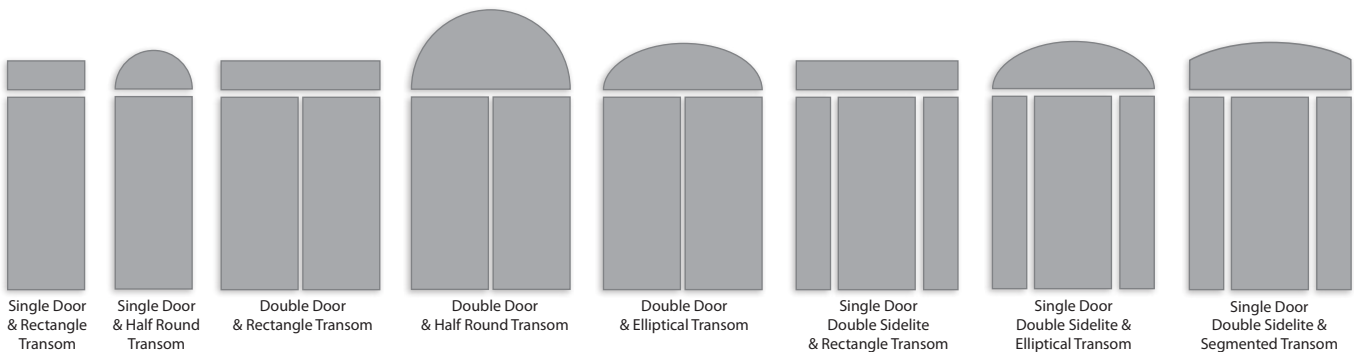
DOOR ENTRIES

The following drawings represent the more commonly used door and sidelite entrance configurations. Our doorlites come in a variety of sizes as well, so we recommend that you speak with your dealer to determine what combinations will work best for you and your entrance.



TRANSOMS

Whether you have a single door or something more, transoms are another way to allow more light into your home. Your transom requirements may well be unique to your particular situation. At Trimlite, we recognize this. So, we make every transom to your specifications, giving you the flexibility to choose the design* you want in the shape you need. Rectangle, half round, segmental or something else... let's create the design and shape that will be perfect for you!












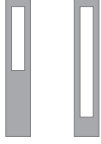






















Note: Transoms are a Special Order item. Please contact your dealer for availability.


*Some designs are not available. Please consult our product brochure for availability.

Doorlites featured in either smooth (white) or woodgrain (stained) fiberglass doors. Some exceptions apply. Door slabs supplied by Plastpro, inc., a leading manufacturer of fiberglass door products. Contact your dealer for a complete list of Plastpro products available in your area.



Design your entrance using the following suggestions as your guide. Contact your dealer for more information.

DOOR	SIDELITE OPTIONS	DOOR	SIDELITE OPTIONS
 O718	 O836 O764	 2080 or 2280	 O880
 O836x2	 O836 O764	 2208	 O836 O764
 2036 or 2236	 O836 O764	 2214	 O764
 O848x2	 O848 O764	 2515	 O764
 2248	 O848 O764	 O842RD	 O764
 O764x2	 O764	 1842OV	 O764
 2064 or 2264	 O764	 2057OV	 O764
 O880x2	 O880	 2210SB	 O836 O764

 Indicates an 8-foot High Entrance

RD: Round Top **OV:** Oval **SB:** SunburstTop

Size Specifications

Please refer to the following guide to confirm what sizes are available in our different product choices. Contact your dealer for product availability in your area.

NAME	PAGE	SIZES																								
		0718	0836	2036	2236	0848	2248	0764	2064	2264	0880 (8ft)	2280 (8ft)	2208	2214	2515	0842RD	1842OV	2057OV	2210SB	Transom	Brass	Patina	Zinc	Forged Iron	Privacy	
Adelaide	14		■		■	■	■	■		■				■	■							■		■		8
Artisan	20		■	■	■	■	■	■	■	■	■			■	■						■		■			7
Canterbury	25		■		■	■	■	■		■							■				■		■			8
Danbury	18		■		■	■	■	■		■				■	■						■		■			7
Everton	34		■		■	■	■	■		■			■			■	■				■		■	■		7
Harlow	22		■		■	■	■	■		■				■	■						■		■			8
Hollister	10		■		■	■	■	■		■				■	■						■		■			7
Lancaster	24		■	■	■	■	■	■		■											■		■	■		5
Laredo	37		■		■	■	■	■		■											■				■	9
Lexington	26		■		■	■	■	■		■			■	■	■						■		■	■		5
Madison	43		■		■	■	■	■		■							■									8
Modena	8		■		■	■	■	■		■	■	■		■	■						■		■	■		7
Monte Carlo	39		■	■	■	■	■	■									■	■						■		7
Niagara	38	■	■	■	■	■	■	■								■	■				■	■	■	■		7
Nouveau Rose	12		■		■	■	■	■						■	■						■		■			7
Pinehurst	36					■	■	■	■	■											■				■	9
Riverton Clear	40								■	■																1
Riverton Obscure	40		■		■			■	■	■					■											8
Royston	28		■		■	■	■	■		■			■	■	■						■		■			8
Savannah	29		■		■	■	■	■		■			■	■	■						■		■	■		7
Star	41		■		■	■	■	■									■				■		■			4
Waterton	32		■		■	■	■	■		■	■	■	■	■	■						■		■			5
West Coast	42	■	■	■	■	■	■	■										■	■		■	■		■		6


Due to ongoing product development we reserve the right to make changes in design, materials and specifications without notice.



www.entryguarddoors.com



Entryguard[®] DOORS



DEALER STAMP